



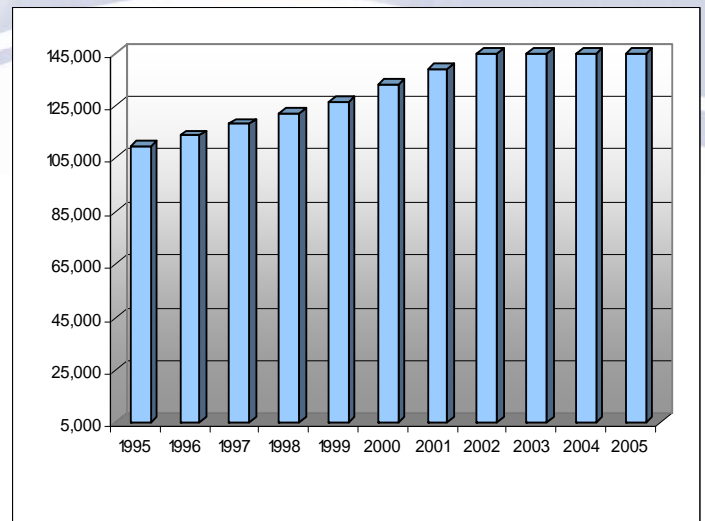
Canyon County

August 2006

Work Force Trends

Population

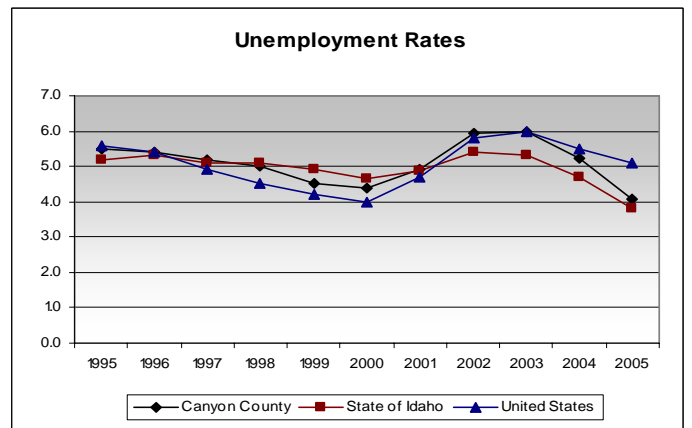
Canyon County is Idaho's second most populous county and the seventh smallest in geographic area. Combined with Ada County the metropolitan population is now over 500,000. Many people are drawn to Canyon County because of its proximity to Ada County, Idaho's largest. Many commute to work in Ada County and still benefit from decreased congestion, lower housing prices and a more rural atmosphere in Canyon County. The population has been growing rapidly over the past decade, swelling from a population of 109,976 in 1995 to 164,593 in 2005. The growth rate for the decade is 49.7 percent, well above the state's growth rate of 21.4 percent. Caldwell and Nampa are Canyon County's largest cities, and both rank in the top 10 statewide. Nampa is the second and Caldwell is eighth.



Labor Force & Employment

The Canyon County civilian labor force grew steadily throughout the past decade, increasing by 24,850 or 45.8 percent. The unemployment rate in 2005 was a decade low 4.1 percent despite some fairly significant layoffs. Except for 2002 and 2003 during and after the national recession, the unemployment rate between 1995 and 2004 fluctuated between 4.4 percent and 5.5 percent. In 2005 the unemployment rate dropped by 1.1 percent from 2004. Over 30 percent of the Canyon County labor force commutes to Ada County.

Nonfarm payroll jobs in Canyon County increased 6.5 percent in 2005. Every industry except manufacturing added jobs. This is not unique to Canyon County as manufacturing is declining all over the nation. As in neighboring Ada County, construction led the way with job growth of 24.8 percent. Professional and business

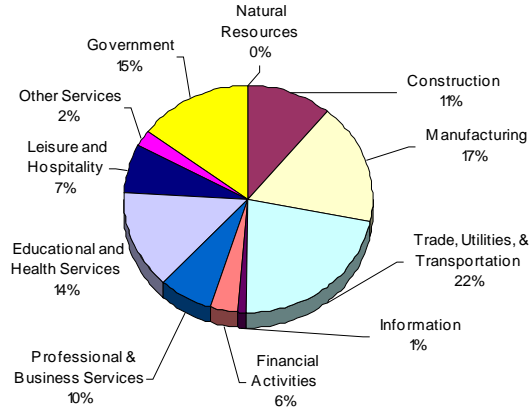


services followed at 18 percent. Trade, transportation and utilities were up 7 percent, nearly 700 jobs. Like Ada County, jobs in Canyon County are following population growth – construction, trade and services. The county's manufacturing industry is declining, and it is not attracting new industry with high-paying jobs to further enhance its economy. Canyon County's stagnating per capita income reflects that. Over the next year look for retail trade jobs to rapidly increase with large retailers like Costco and Wal-Mart opening new stores.

Labor Force	Jul 2005	Jul 2006
Civilian Labor Force	79,452	81,757
Total Employment	76,285	78,804
Unemployed	3,167	2,953
Canyon County % Unemployed	4.0	3.6
State of Idaho % Unemployed	3.8	3.6
U.S. % Unemployed	5.0	4.8

Labor Force	1995	1996	1997	1998	1999	2000	2001	2002	2003	2004	2005
Civilian Labor Force	54,254	56,840	59,549	62,126	63,637	66,038	69,023	71,598	73,534	75,653	79,076
Unemployment	2,977	3,072	3,109	3,124	2,887	2,907	3,407	4,249	4,387	3,961	3,226
% of Labor Force Unemployed	5.5	5.4	5.2	5.0	4.5	4.4	4.9	5.9	6.0	5.2	4.1
Employment	51,277	53,768	56,440	59,002	60,750	63,131	65,617	67,349	69,148	71,692	75,850

Nonfarm Payroll Jobs for 2005



Per Capita Income & Employment

Canyon County ranks 40th in the state in per capita income at \$19,945, which is well below the state average of \$26,877 and the national average of \$31,472. With Canyon County's proximity to Ada County, it might be expected that the per capita income and wages would be similar, yet Canyon County wages continue to be significantly below Ada County's largely due to the dependence on agriculture.

Average wages in the county range from \$10,224 in leisure and hospitality to \$33,482 in manufacturing while a small percentage of the work force earns over \$38,000 in mining. The majority of employment is in manufacturing, trade, agriculture and services.

Major Employers
Amalgamated Sugar Co.
Caldwell School District
Canyon County
City of Nampa
J.R. Simplot
Mercy Medical Center
MPC Computers
Nampa School District
Plexus Corp
Woodgrain Millwork Inc
Vallivue School District
Wal-Mart
West Valley Medical Center

Occupational Wages*	Starting Wage
Home Health Aides	\$7.72
Licensed Practical Nurses	\$13.81
Landscaping Workers	\$7.59
Cashiers	\$6.28
Bill and Account Collectors	\$9.60
Mechanics & Automotive Technicians	\$8.51
Truck Drivers	\$9.29
Farm Laborer	\$6.08
General Office Clerk	\$8.39
Fork Lift Driver	\$9.49
Warehouse Laborer	\$7.41

* Additional Occupational Wage data can be found on the Idaho Commerce & Labor Web site at <http://lmi.idaho.gov>.

Covered Employment & Average Annual Wages Per Job for 1995, 2004, & 2005	1995		2004		2005	
	Average Employment	Average Wages	Average Employment	Average Wages	Average Employment	Average Wages
Total Covered Wages	39,176	\$20,406	48,208	\$27,066	51,276	\$27,686
Agriculture	3,503	\$10,987	2,891	\$21,278	2,956	\$23,412
Mining	41	\$39,945	50	\$38,147	55	\$38,001
Construction	2,512	\$24,035	4,326	\$27,607	5,401	\$28,463
Manufacturing	9,597	\$24,590	8,468	\$33,197	8,385	\$33,482
Trade, Utilities, & Transportation	7,310	\$20,052	10,033	\$26,359	10,731	\$27,800
Information	631	\$24,259	554	\$33,279	579	\$33,558
Financial Activities	1,255	\$21,280	1,626	\$30,204	1,740	\$32,027
Professional and Business Services	1,837	\$18,471	2,891	\$27,744	3,461	\$27,952
Educational and Health Services	3,972	\$23,837	6,003	\$28,238	6,269	\$27,950
Leisure and Hospitality	2,466	\$7,433	3,331	\$10,107	3,481	\$10,224
Other Services	890	\$14,623	926	\$20,608	1,049	\$20,949
Government	5,163	\$22,155	7,108	\$29,029	7,168	\$29,415

Per Capita Income	1995	1996	1997	1998	1999	2000	2001	2002	2003	2004
Canyon County	\$16,467	\$17,038	\$17,400	\$18,433	\$19,153	\$19,712	\$19,768	\$19,304	\$19,148	\$19,945
State of Idaho	\$18,707	\$19,426	\$20,248	\$20,648	\$21,789	\$22,786	\$24,075	\$25,185	\$25,330	\$26,877
United States	\$22,172	\$23,076	\$24,175	\$25,334	\$26,883	\$27,939	\$29,845	\$30,575	\$30,804	\$31,472

Information provided by U.S. Census Bureau

This county is served by the office listed below:
 Idaho Commerce & Labor
 6107 Graye Lane
 Caldwell, ID 83607-8072 Ph: (208) 364-7781



cl.idaho.gov

This publication is produced by Idaho Commerce & Labor funded at least in part by federal grants from the U. S. Department of Labor. Costs associated with this specific publication are available by contacting Idaho Commerce & Labor.

Idaho Commerce & Labor is an equal opportunity employer/program. Auxiliary aids and services are available upon request to individuals with disabilities. Dial 711 for TTY Idaho Relay Service.